

ergotron®
moving you forward

APAC
OCTOBER 2020



Moving you forward

Research and customer feedback show that freedom to move while working leads to better health, greater productivity and a more positive attitude. At Ergotron, our mission has always focused on transforming static workplaces into dynamic environments that allow our customers to thrive. This means moving people forward by helping them eliminate constraints as they complete their work, care for others or apply themselves while learning or teaching.

Whether in office, home, healthcare or educational settings, Ergotron is respected for industry-leading, professional-grade products. Our ergonomic movement solutions are designed for the rigors of a commercial audience, engineered for durability and tested to performance excellence. We are proud to hold more than 200 patents for unique product innovations and to have received countless accolades and awards.

Your input remains a crucial component in our product development process—and your loyalty tells us we're continuing to move you in the right direction.

Thank you for your continued trust in the Ergotron brand.





OFFICE	5	HEALTHCARE	37	
	WorkFit-TX	7	CareFit Slim Carts	38
	WorkFit Corner	7	CareFit Pro Carts	39
	WorkFit-TL	8	Light-duty StyleView Carts	42
	WorkFit-TS	9	Documentation StyleView Carts	42
	WorkFit-Z Mini	9	Med Delivery StyleView Carts	43
WORKFIT	WorkFit-S	10	Telemedicine StyleView Carts	43
	WorkFit-SR	12	MEDICAL CARTS	
	WorkFit-LX	12	LiFeKinnex	44
	Full Desks	13	eKinnex	45
	WorkFit-C	13	StyleView Accessories	48
	WorkFit Elevate Wall Desk	14	Drawer Configurations	49
			StyleView Transfer Cart	49
	HX Desk Arms	19	SV DC Power	52
	LX Desk Arms	20	SV LiFe Power	52
	Multi-Monitor Configurations	21		
DESK MOUNT MONITOR ARMS	LX Desk Arms, Dual	22	CareFit Enclosure	46
	MXV Desk Arms	26	Zip12 Charging Cabinet	49
	MX Desk Arm	27	WALL MOUNTS	
	Neo-Flex Desk Arms	27	StyleView Wall Mounts	50
	Desk Stands	28	LX Wall Mounts	51
	Tablet Mounts	30	Neo-Flex Wall Mounts	51
			200 Series Wall Mount	51
	HX Wall Arms	31	StyleView Vertical Lifts	52
	LX Wall Arms	32	CHARGING SYSTEMS	53
	MXV Wall Arms	32	EDUCATION	57
WALL MOUNT MONITOR ARMS	Keyboard Arm	32		
	MX Wall Arm	33	TeachWell	58
	Additional Wall Arms	33	LearnFit	58
	Projector Mount	35	SERVICE & SUPPORT	59
MOBILE WORKING		36		
	Neo-Flex Carts & Workspaces	36		
	Neo-Flex Mobile MediaCenters	36		



office

The way we work has changed, so companies need to invest in spaces that meet the needs of every generation. Through movement, Ergotron eliminates constraints and transforms sedentary office environments into active spaces that inspire creativity and long-term results.

Sit-Stand Workstations

THE BROADEST PORTFOLIO FOR THE PERFECT FIT

Our products foster a workplace culture of movement, encouraging active workstyles that benefit employers and employees with improved comfort, flexibility and collaboration.

Monitor Mounts

WELL-BEING IS WITHIN AN ARM'S REACH

An active sit-stand workstyle represents just one aspect of a workday that moves. With Ergotron's monitor arms, you can harness even more productivity and feel-good benefits.

WORKFIT DESK CONVERTERS

Every body and every workspace is different. With the widest selection of styles, sizes and accessories, Ergotron's WorkFit family of sit-stand solutions helps employees find their best fit. The ability to easily go from sitting to standing and back again allows employees to choose how they work to reclaim the energy they need to feel and perform at their best.

WORKFIT™





Tabletop Desk Converters



The new standard: WorkFit-TX

Thoughtfully designed to offer advanced ergonomics out-of-the box, the WorkFit-TX fits more users with an X-shaped lift that folds close to your desk to keep the right monitor-to-keyboard-tray spacing. With a height-adjustable, back-tilt keyboard that sits below the worksurface, this ultra-low sit-stand workstation delivers leading ergonomics when sitting and standing.

Lift	50.8 cm
Weight Capacity	18.2 kg
Worksurface Dimensions	81 x 68.5 cm
Keyboard Tray Dimensions	71 x 20 cm

Part Number / Color / Availability
33-467-921 / Black / AU, NZ



Right-angle power play: WorkFit Corner

Don't cut corners. Use them. The WorkFit Corner Standing Desk Converter turns unused space into a productive right-angle power play. It offers more worksurface and the largest keyboard tray of any WorkFit. The notched worksurface hugs 90-degree cube or office walls to slide into this previous dust collector space.

Lift	38 cm
Weight Capacity	15.9 kg
Worksurface Dimensions	91.4 x 60 cm
Keyboard Tray Dimensions	91 x 33 cm

Part Number / Color / Availability
33-468-921 / Black / APAC (except CN, HK, TW, JP, Southeast Asia)

Tabletop Desk Converters



WORKFIT TABLETOP DESK
CONVERTERS USE
AN OUT-OF-THE-BOX DESIGN
TO GET YOU
STANDING IN MINUTES

Large worksurface: WorkFit-TL

WorkFit-TL transforms everyday offices into dynamic, active workspaces. This sit-stand desktop converter offers easy, crank-free height adjustment and holds up to 18.1 kg of office essentials on a large worksurface. It moves straight up and down for more stability and to keep your space, your space.

Lift	38 cm
Weight Capacity	4.5–18.1 kg
Worksurface Dimensions	95 x 58.4 cm
Keyboard Tray Dimensions	69 x 28 cm

Part Number / Color
33-406-085 / Black
33-406-062 / White

WorkFit Monitor Kits



Single LD Monitor Kit



Single HD Monitor Kit



Dual Monitor Kit



LCD & Laptop Kit





Small footprint: WorkFit-TS

Lift	25.5 cm
Weight Capacity	2.3–11.4 kg
Worksurface Dimensions	68.6 x 51.6 cm
Keyboard Tray Dimensions	68.6 x 18 cm

Part Number / Color / Availability
33-447-921 / Black



Woodgrain finish: WorkFit-Z Mini

Lift	31.8 cm
Weight Capacity	11.3 kg
Worksurface Dimensions	78.7 x 40.2 cm
Keyboard Tray Dimensions	62 x 23 cm

Part Number / Color / Availability
33-458-917 / Dove Grey / APAC (except AU, NZ)



Front-Mount Desk Converters



WorkFit-S with Worksurface

This height-adjustable standing desk easily attaches to your desktop and adds a worksurface that stays with you as you sit or stand.

Typical LCD Size	Single LD 27"
Typical LCD Size	Single HD 30"
Typical LCD Size	Dual ≤ 24"
Lift	See website
Weight Capacity	See website
Worksurface Dimensions	58.5 x 38 cm
Keyboard Tray Dimensions	68.5 x 22.6 cm

Part Number / Color

Single LD 33-350-200 / Black
Single HD 33-351-200 / Black
Dual Monitor 33-349-200 / Black
Single LD 33-350-211 / White
Single HD 33-351-211 / White
Dual Monitor 33-349-211 / White

WorkFit-S Accessories



Grommet Mount
97-649-085



Corner Keyboard Tray
97-898 Black




Small CPU Holder
80-063-200 Black



Dual Monitor Double-Hinged Bow
98-101-009 Black

WorkFit Accessories



Anti-Fatigue Floor Mat
 Neo-Flex Large 98-076
 Neo-Flex Small 98-078
 WorkFit Large 97-620-060
 WorkFit Small 98-080-060

office





Rear-Mount Desk Converters



Tall users work happy: WorkFit-SR

Own your space while infusing movement and ergonomics with the WorkFit-SR. Take the worksurface/keyboard tray and monitor pivots to new heights to keep tall users feeling and working happy. Individual monitor and worksurface adjustment personalizes each fit. The integrated tray hugs your desktop when sitting to blend seamlessly with your tabletop.

Typical LCD Size	≤ 24" each
Lift	See website
Maximum Weight Capacity	≤ 11.3 kg

Part Number / Color
Dual Monitor 33-407-085 / Black
Dual Monitor 33-407-062 / White



Flexible design: WorkFit-LX

With the WorkFit-LX standing workstation, you get to choose exactly where you place both your monitor (even large screens!) and your keyboard as you sit or stand. The modular and flexible design fits any space while upping your ergonomic comfort.

Typical LCD Size	≤ 42"
Lift	51 cm
Weight Capacity	LCD 3.2–11.3 kg
Weight Capacity	Keyboard ≤ 2.2 kg

Part Number / Color
45-405-026 / Polished Aluminium



office

Full Desks



Non-motorized movement: WorkFit-D

Lift	51 cm
Weight Capacity	≤ 29.5 kg
Worksurface Dimensions	121 x 60 cm

Part Number / Color
24-271-927 / Walnut & Black
24-271-928 / Birch & Black



Build your own: WorkFit-B Base

Lift	51 cm
Weight Capacity	≤ 39.9 kg
Maximum Worksurface	183 x 76 x 4.4 cm

Part Number / Color
HD 24-388-009 / Black



Innovative computer cart: WorkFit-C

Lift	63.5 cm
Weight Capacity	Single LD ≤ 11.3 kg
Weight Capacity	Single HD ≤ 14.7 kg
Weight Capacity	Dual ≤ 14.7 kg
Worksurface Dimensions	60.6 x 58 cm

Part Number / Color
Single LD 24-215-085 / Black & Grey
Single HD 24-216-085 / Black & Grey
Dual Monitor 24-214-085 / Black & Grey

Wall Workstation



Elevate your work experience: WorkFit Elevate™ Wall Desk

Raise the bar on wellness, productivity and collaboration with the WorkFit Elevate Wall Desk. This modern wall mount reimagines underused spaces as a flexible workstation for individual work or collaboration in office common areas, healthcare clinic spaces and more. The height-adjustable surface easily adjusts from sit to stand, providing the full BIFMA height range of 66 cm for comfortable working. The flip-down worksurface opens up even more space, and it arrives fully assembled to make install a breeze.

Lift	66 cm
Weight Capacity	≤ 18.2 kg
Worksurface Dimensions	Width 71 cm Height 103 cm Depth 55 cm

Part Number / Color / Availability

24-804-S893 / Snow White & Mendota Maple / AU, NZ, HK, SG, KO, JP, CN

24-804-S894 / Snow White & Walnut Hills / AU, NZ, HK, SG, KO, JP, CN





10
YEAR
WARRANTY



*Elevate engine (Snow White)
available with two woodgrain
laminate options*



Walnut Hills



Mendota Maple





MEET OUR MOST POPULAR MONITOR ARMS

Our professional-grade monitor arms add comfort, productivity and space to every work area. Rigorous quality requirements exceed the industry standards for cycle, load and tip testing to create quality, ergonomic solutions for your office that last.





CF
Constant Force™

Easy adjustment and long-lasting dependability with innovative coiled-spring technology



DESK MOUNT MONITOR ARMS

office

Premium, Innovative Design



Adaptable as you: HX Desk Arm

With the HX Desk Monitor Arm, you can reposition large monitors weighing up to 19 kg while still enhancing your workspace with a sleek design. Add a dual or triple monitor bow kit to up your screen count and your productivity. Your monitor stays within your workspace with a rotation stop that limits the range to 180°.

Typical LCD Size	≤ 42"
Lift	29.2 cm
Weight Capacity	9–19 kg

Part Number / Color
45-475-026 / Polished Aluminium
45-475-216 / White



HX Triple Monitor Kit

Upgrade an HX arm to hold three monitors.

Typical LCD Size	≤ 24"
Lift	29.2 cm
Weight Capacity	1–4.6 kg per monitor

Part Number / Color
98-009-026 / Polished Aluminium
98-009-216 / White



HX Desk Dual Arm

Typical LCD Size	≤ 32"
Lift	29.2 cm
Weight Capacity	2.3–8 kg per monitor

Part Number / Color
45-476-026 / Polished Aluminium
45-476-216 / White



Included:
Standard 2-piece
Desk Clamp



Included:
Grommet Mount

Extensive Range Of Motion



Easy adjustment: LX Desk Arm, Single

Place your screen where you need it for each project, and then reclaim a space full of opportunities by folding the arm and pushing it aside during a much-needed screen break. Tall pole option provides greater range of vertical positioning.

Typical LCD Size	≤ 34"
Lift	33 cm
Weight Capacity	3.2–11.3 kg

Part Number / Color

45-241-026 / Polished Aluminium

45-490-216 / White

45-241-224 / Matte Black

Tall Pole 45-295-026 / Polished Aluminium

Tall Pole 45-537-216 / White



Grommet Mount Accessory:

LX Desk Arm, Single 98-034

LX Desk Arm, Single,

Tall Pole Version 98-035

See all compatible

products online

Tablet Accessory



Lockable Tablet Mount

45-460-026



Work sitting or standing: LX Sit-Stand Desk Arm, Single

Easily place large monitors, mid-sized TVs and all-in-one computers up to 30 lbs to work sitting or standing. Integrated cable management tucks cords under the arm and out of sight. Keep your technology secure by anchoring the base.

Typical LCD Size	See website
Lift	51 cm
Weight Capacity	Single 3.2–11.3 kg
Weight Capacity	HD 6,4–13,6 kg

Part Number / Color

Single 45-360-026 / Polished Aluminium

Single HD 45-384-026 / Polished Aluminium




FIND YOUR BEST VIEW,
SAVE DESK SPACE
AND DISCOVER
YOUR MOST
PRODUCTIVE SELF



LX Multi-Monitor Arm Configurations

Dual Monitors:

*LX Dual Side-by-Side
& LX Dual Direct*



*LX Dual Stacking
& LX Stacking Tall Pole*



LX Dual Stacking Tall Pole



Triple Monitors: LX Dual Stacking Tall Pole + LX Arm, Extension & Collar Kit



Quadruple Monitors: LX Dual Stacking Tall Pole + LX Arm, Extension & Collar Kit



Use an LX Arm to support your
laptop with a Notebook Tray Kit
50-193-200

Side-by-Side Or Low Angle Views



Find your best view: LX Dual Side-by-Side Arm

The LX Dual Side-by-Side Arm was designed for side-by-side or low angle screen views. Easily position your dual monitors for the best views, while freeing up your desktop for office essentials. The dual arm extends LCDs or laptops up to 64 cm with an extension range of 46 cm.

Typical LCD Size	≤ 27"
Lift	33 cm
Weight Capacity	3.2–9.1 kg per arm

Part Number / Color
45-245-026 / Polished Aluminium
45-491-216 / White
45-245-224 / Matte Black



Grommet Mount Accessory:
 White LX Dual Side-by-Side Arm 98-035 (grommet mount included with Polished Aluminium arm)

Low-Profile Monitor Crossbar



Lift monitors together: LX Dual Direct Arm

The low-profile monitor crossbar uses a compact range of motion to keep your space, your space. With an individual per monitor weight range of 1–5 kg and a total weight range of 1.8–9.9 kg, LX Dual Direct supports a wide variety of monitors. Move two screens even easier with the Dual Direct Handle Kit accessory.

Typical LCD Size	≤ 25"
Lift	33 cm
Weight Capacity	0.9–5.0 kg per arm

Part Number / Color
45-489-026 / Polished Aluminium & White
45-489-216 / White
45-489-224 / Matte Black



Dual Direct Handle Kit Accessory:
 98-037-062 White
 98-037-224 Matte Black



Grommet Mount Accessory:
 98-034



office





office

Stack LCDs Or Position Side-by-Side



Easily rotate one or both screens: LX Dual Stacking Arm

This dual monitor mount lets you position each screen separately for a new level of flexible working. Project wrapped up? Reclaim a space full of opportunities by folding the arms and pushing them aside during a much-needed screen break.

Typical LCD Size	≤ 24"
Lift	33 cm
Weight Capacity	3.2–9.1 kg per arm

Part Number / Color
45-248-026 / Polished Aluminium
45-492-216 / White
45-492-224 / Matte Black



Notebook Tray Kit included with Polished Aluminium LX Dual Stacking Arm; for all other LX Dual Stacking Arms, order kit separately 50-193-200 (Black)



Grommet Mount
Accessory:
98-035
See all compatible products online



LX Dual Stacking Arm, Tall Pole

Typical LCD Size	≤ 40"
Lift	33 cm
Weight Capacity	Two arms: 3.2–9.1 kg each
Weight Capacity	Three or four arms: 3.2–5 kg each See website for details

Part Number / Color
45-549-026 / Polished Aluminium
45-509-216 / White & Grey

Add a third or fourth display: LX Arm, Extension and Collar Kits



97-940-026
Polished Aluminium
98-130-216
White

Slim Profile With Rotation Control



Sleek and lightweight: MXV Desk Arm

The sleek and lightweight MXV Desk Monitor Arm incorporates a modern V-shaped design to create a stable yet flexible platform for screens up to 9.1 kg. With a slim profile, MXV offers 33 cm of height adjustment, up to 49 cm monitor extension, integrated tilt and more—all on a convenient swivel base.

Typical LCD Size	≤ 34"
Lift	33 cm
Weight Capacity	3.2–9.1 kg

Part Number / Color
45-486-026 / Polished Aluminium
45-486-216 / White
45-486-224 / Matte Black

MXV Desk Dual Arm

Typical LCD Size	≤ 24"
Lift	33 cm
Weight Capacity	3.2–9.1 kg

Part Number / Color
45-496-026 / Polished Aluminium
45-496-216 / White
45-496-224 / Matte Black



Included:
Shallow 2-piece
desk clamp



Grommet Mount
Accessory:
Desk Monitor Arm 98-110
Desk Dual Monitor Arm
98-111





Heavy Monitor Mount



For large monitors: MX Desk Arm

Typical LCD Size	≤ 30"
Lift	13 cm
Weight Capacity	6.4–13.6 kg

Part Number / Color
45-214-026 / Polished Aluminium

Neo-Flex Arms



Versatility and value: Neo-Flex Extend LCD Arm

Typical LCD Size	≤ 24"
Weight Capacity	3.2–9.1 kg

Part Number / Color
45-235-194 / Silver



Affordable ergonomic comfort: Neo-Flex Monitor Arm

Typical LCD Size	≤ 24"
Lift	20 cm
Weight Capacity	≤ 8.2 kg

Part Number
45-174-300 / Silver





Desk Stands



Take back your workspace:
DS100 Desk Stands, Dual

Typical LCD Size	See website
Weight Capacity	Horizontal 14 kg each
Weight Capacity	Vertical 10.4 kg each

Part Number / Color
Horizontal 33-322-200 / Black
Vertical 33-091-200 / Black



Multi-display productivity:
DS100 Desk Stands, Triple & Quad

Typical LCD Size	Triple Monitor $\leq 21"$
Typical LCD Size	Quad Monitor $\leq 24"$
Weight Capacity	≤ 14 kg each

Part Number / Color
Triple Monitor 33-323-200 / Black
Quad Monitor 33-324-200 / Black



Set your screen height for comfortable working:
Neo-Flex Monitor Stand

Typical LCD Size	≤ 24"
Lift	13 cm
Weight Capacity	2.7–7.2 kg

Part Number / Color
33-310-060 / Black & Silver



Mount a CPU and monitor:
Neo-Flex All-In-One Lift Stand

Typical LCD Size	≤ 24"
Lift	13 cm
Weight Capacity	2.7–7.2 kg

Part Number / Color
Secure Clamp 33-338-085 / Black



Supports two widescreen monitors:
Neo-Flex Dual Monitor Lift Stand

Typical LCD Size	≤ 24"
Lift	13 cm
Weight Capacity	6.4–15.4 kg

Part Number / Color
33-396-085 / Black



Lift, turn and tilt: **Neo-Flex Notebook Lift Stand**

Lift	15.2 cm
Weight Capacity	1.6–6.3 kg

Part Number / Color
33-334-085 / Black

Tablet Mounts



Support your digital life:
Tandem Tablet Holder

Typical Tablet Size	18 x 26 x 0.9 cm
Max Tablet Dimensions	24 x 30 x 2 cm
Tilt Or Pan	60°
Weight Capacity	1.4 kg tablet & case

Part Number / Color
85-046-231 / Silver



Keep your technology secure:
Lockable Tablet Mount

Typical Tablet Size	13.5–22 cm x 20–30.6 cm
Typical Screen Size	7.9–13"
Maximum Tablet Depth	2.3 cm
Weight Capacity	≤ 2.3 kg

Part Number / Color
45-460-026 / Silver





WALL MOUNT MONITOR ARMS



Premium, Innovative Design



Adaptable as you: HX Wall Arm

With the HX Wall Monitor Arm, you can reposition large monitors weighing up to 19 kg while still enhancing your workspace with a sleek design. Add a dual or triple monitor bow kit to up your screen count and your productivity. Your monitor stays within your workspace with a rotation stop that limits the range to 180°.

Typical LCD Size	≤ 42"
Lift	29.2 cm
Weight Capacity	9–19 kg

Part Number / Color
45-478-216 / White



HX Wall Dual Arm

Typical LCD Size	≤ 32"
Lift	29.2 cm
Weight Capacity	2.3–8 kg per monitor

Part Number / Color
45-479-216 / White



HX Triple Monitor Kit

Upgrade an HX arm to hold three monitors.

Typical LCD Size	≤ 24"
Lift	29.2 cm
Weight Capacity	1–4.6 kg per monitor

Part Number / Color
98-009-026 / Polished Aluminium
98-009-216 / White

Style Meets Functionality



Stable and flexible: MXV Wall Arm

The MXV Wall Monitor Arm incorporates a modern V-shaped design to create a stable yet flexible platform for screens up to 9.1 kg. With a slim profile, MXV offers 13" (33 cm) of height adjustment, up to 63 cm monitor extension, integrated tilt and more.

Typical LCD Size	≤ 34"
Lift	33 cm
Weight Capacity	3.2–9.1 kg

Part Number / Color

45-505-026 / Polished Aluminium

45-505-216 / White

45-505-224 / Matte Black

Unparalleled Range Of Motion



Easy adjustment: LX Wall Arm

Place your screen where you need it for each project, and then reclaim a space full of opportunities by folding the arm and pushing it aside during a much-needed screen break.

Typical LCD Size	≤ 34"
Lift	33 cm
Weight Capacity	3.2–11.3 kg

Part Number / Color

45-243-026 / Polished Aluminium

45-243-224 / Matte Black



Work sitting or standing: LX Sit-Stand Wall Arm

This versatile arm can be used in a variety of applications: attach a smaller monitor for use within a sit-stand workstation or add a large display up to 11.3 kg to position digital signage.

Typical LCD Size	Sit-stand ≤ 42"
Typical LCD Size	Sit-stand HD ≤ 46"
Lift	50.8 cm
Weight Capacity	Sit-stand 3.2–11.3 kg
Weight Capacity	Sit-stand HD 6.3–13.6 kg

Part Number / Color

Sit-stand 45-353-026 / Polished Aluminium

Sit-stand HD 45-383-026 / Polished Aluminium

Keyboard Arm



Build a complete ergonomic space: LX Wall Keyboard Arm

Type freely on the no-shake, stable platform that easily adjusts to the most comfortable working height. The back-tilt keyboard tray keeps wrists neutral for comfortable typing, while helping prevent common office injuries.

Keyboard Tray Size	46 x 24 cm Sit-stand 46 x 23 cm
Lift	33 cm Sit-stand 51 cm
Weight Capacity	≤ 2.3 kg

Part Number / Color

45-246-026 / Polished Aluminium

Sit-stand 45-354-026 / Polished Aluminium



Heavy Monitor Mount



For large monitors: MX Wall Arm

The sleek MX LCD Arm accommodates larger monitors and all-in-one computers weighing up to 13.6 kgs.

Typical LCD Size	≤ 42"
Lift	13 cm
Weight Capacity	6.4–13.6 kg

Part Number / Color
45-228-026 / Polished Aluminium

Additional Wall Mounts!



200 Series

Typical LCD Size	Dual ≤ 22" each
Typical LCD Size	Pivot ≤ 27"
Typical LCD Size	Wall Mount ≤ 27"
Weight Capacity	Dual 5.9 kg each
Weight Capacity	Pivot 11.3 kg
Weight Capacity	Wall Mount 11.3 kg

Part Number / Color

Dual Monitor 45-231-200 / Black

Monitor Pivot 45-232-200 / Black

Wall Mount 1 extension 45-233-200 / Black

Wall Mount 2 extensions 45-234-200 / Black



LX Wall Mount Swing Arm & Pivot

Typical LCD Size	≤ 42"
Weight Capacity	22.7 kg

Part Number / Color

HD Swing Arm 45-268-026 / Polished Aluminium

Monitor Pivot 45-269-009 / Polished Aluminium



100 Series

Typical LCD Size	≤ 27"
Weight Capacity	Single ≤ 11.3 kg
Weight Capacity	Pivot ≤ 10.4 kg

Part Number / Color

Single 47-092-800 / Black or Grey

Pivot 47-093-800 / Black or Grey



Tilting & Low Profile Mount

Typical LCD Size	TM Tilting $\geq 32^{\circ}$
Typical LCD Size	TM XL Tilting $\geq 42^{\circ}$
Typical LCD Size	WM Low Profile $\geq 32^{\circ}$
Typical LCD Size	WM XL Low Profile $\geq 42^{\circ}$
Weight Capacity	≤ 79 kg

Part Number / Color
TM Tilting 61-143-003 / Silver
TM XL Tilting 61-142-003/ Silver
WM Low Profile 60-604-003 / Silver
WM XL Low Profile 60-602-003 / Silver



SIM90 Signage Mount

Typical LCD Size	$\geq 32^{\circ}$
Weight Capacity	≤ 47.6 kg

Part Number / Color
60-600-009 / Black



Glide Wall Mount

Typical LCD Size	LD-X 27–42"
Typical LCD Size	HD 30–55"
Typical LCD Size	VHD 46–63"
Lift	LD-X 25.4 cm
Lift	HD 46 cm
Lift	VHD 40.6 cm
Weight Capacity	LD-X 5.4–13.6 kg
Weight Capacity	HD 9.1–18.1 kg
Weight Capacity	VHD 20.4–32 kg

Part Number / Color
LD-X 61-113-085 / Black
HD 61-061-085 / Black
VHD 61-128-085 / Black



FX30 Wall Mount

Typical LCD Size	$\leq 37^{\circ}$
Weight Capacity	≤ 13.6 kg

Part Number / Color
60-239-007 / Black



Interactive Arm

Typical LCD Size	LD $\leq 42^{\circ}$
Typical LCD Size	HD 30–55"
Typical LCD Size	VHD 40–63"
Lift	51 cm
Weight Capacity	LD 3.2–11.3 kg
Weight Capacity	HD 8.2–18.2 kg
Weight Capacity	VHD 15.9–31.8 kg

Part Number / Color
LD 45-361-026 / Polished Aluminium
HD 45-296-026 / Polished Aluminium
VHD 45-304-026 / Polished Aluminium





Neo-Flex Cantilever Mount

Typical LCD Size	VHD $\leq 63"$
Typical LCD Size	UHD $\geq 37"$
Weight Capacity	VHD ≤ 36.3 kg
Weight Capacity	UHD ≤ 54.4 kg

Part Number / Color
VHD 45-385-223 / Black
UHD 61-132-223 / Black



Neo-Flex Wall Mount, ULD

Typical LCD Size	13–32"
Weight Capacity	≤ 18.1 kg

Part Number / Color
97-589 / Black



Ceiling Mount



*Endless tilt and pitch adjustment:
Neo-Flex Projector Ceiling Mount*

Weight Capacity	≤ 18.1 kg
-----------------	----------------

Part Number / Color
60-623 / Black



MOBILE WORKING

Height-adjustable options for any industry



Add movement to any space: Neo-Flex LCD & Laptop Cart

Typical LCD Size	LCD ≤ 22"
Typical LCD Size	Laptop 12–17" laptop
Lift	LCD 68.6 cm
Lift	Laptop 50.8 cm
Weight Capacity	LCD ≤ 11.8 kg
Weight Capacity	Laptop ≤ 6.8 kg

Part Number / Color

LCD Cart 24-206-214 / Two-tone Grey

Laptop Cart 24-205-214 / Two-tone Grey

Widen your view: Neo-Flex WideView WorkSpace

Typical LCD Size	Single 42"
Typical LCD Size	Dual ≤ 22"
Lift	51 cm
Weight Capacity	Single 7.3–13.6 kg
Weight Capacity	Dual 2.7–6.4 kg each

Part Number / Color

Single Monitor 24-189-055 / Two-tone Grey

Dual Monitor 24-194-055 / Two-tone Grey

Accessories:

Neo-Flex Cart & Workspace



**NF Cart Handle
& Basket Kit**
97-545



NF Cart Wire Basket Kit
97-544



Universal CPU Holder
80-105-064



NF Cart Laptop Vertical Kit
97-546



Digital signage that moves: Neo-Flex Mobile MediaCenter

Typical LCD Size	LD 27–60"
Typical LCD Size	VHD 37–75"
Typical LCD Size	UHD 50–80"
Lift	51 cm
Weight Capacity	LD 11.3–22.7 kg
Weight Capacity	VHD 22.7–40.9 kg
Weight Capacity	UHD 40.9–54.4 kg

Part Number / Color

LD 24-190-085 / Black

VHD 24-191-085 / Black

UHD 24-192-085 / Black

Accessories

Camera Shelf 97-491-085

MMC VESA-CPU Mount 97-527-009

healthcare

Caregivers have many distractions that take their focus away from patients—technology should not be one of them. Ergotron products remove constraints from how caregivers work with technology to help reduce burnout and to improve the patient experience. Together, we are moving care forward.

Carts

CONFIGURATIONS TO FIT YOUR WORKFLOWS

Move your care where it's needed most with a mobile workstation.

Wall Mounts

GET MORE FROM YOUR SPACE

Free up room in your facility for personal interaction with patients and families.

Charging Cabinets

POWER UP YOUR TECHNOLOGY

Keep your smart devices secured, protected and charged for easy documentation.



and more!



Short, tall or average clinicians can now work comfortably and effectively—no matter what their stature. Help all of your caregivers thrive with an expansive vertical range that easily adjusts to the ergonomic needs of the broadest range of users. The lightweight design makes it easy to move wherever your work takes you around the healthcare facility.

CareFit Slim 2.0 LCD Carts offer a pull-out keyboard and large worksurface to support large all-in-one computers and monitors, with no-drawer and one-drawer models available.

- 1 Designed for lean IT configurations USFF+LCD or AIO 21–27" weighing up to 9.1 kg
- 2 Telescopic lift provides an additional 13 cm of monitor height adjustment
- 3 Spacious worksurface is 52.5 x 36.3 cm
- 4 Slide-out keyboard tray and pull-out mouse tray (left or right side) hides under the keyboard tray when not in use
- 5 Offers easy height adjustability with the pull of a lift handle
- 6 Includes an accessory shelf for a scanner, printer or wipes
- 7 Lift engine offers an expansive vertical range of 74–119 cm
- 8 Easily add a LiFeKinnex power system
- 9 Compact cast aluminum base with durable finish; includes three-function 10.2 cm casters



CareFit Slim Laptop Carts fit small laptops and two-in-ones. A pull-out cable storage tray keeps cord: out of sight, and a slide-out power brick holder offers easy access to power options.

- 1 CareFit Slim Laptop Security Bracket accessory keeps your laptop from sliding, while helping protect important equipment (24-757-250)
- 2 Integrated storage area and pull-out cable storage tray with quick connect hardware
- 3 Worksurface is 53.3 x 35.3 cm
- 4 Triple-stage lift engine offers an expansive vertical range of 61.4–124.7 cm
- 5 Super-compact cast aluminum base with durable finish; includes three-function 10.2 cm casters

CareFit Slim LCD Cart

Typical LCD Size	Optimized for lean IT USFF + LCD 21–27" up to 9.1 kg
Lift	44.5 cm
Base Footprint Dimensions	46 x 42 cm

Part Number / Color

No Drawer C50-3500-0 / White & Warm Grey
1 Drawer C50-3510-0 / White & Warm Grey

CareFit Slim Laptop Cart

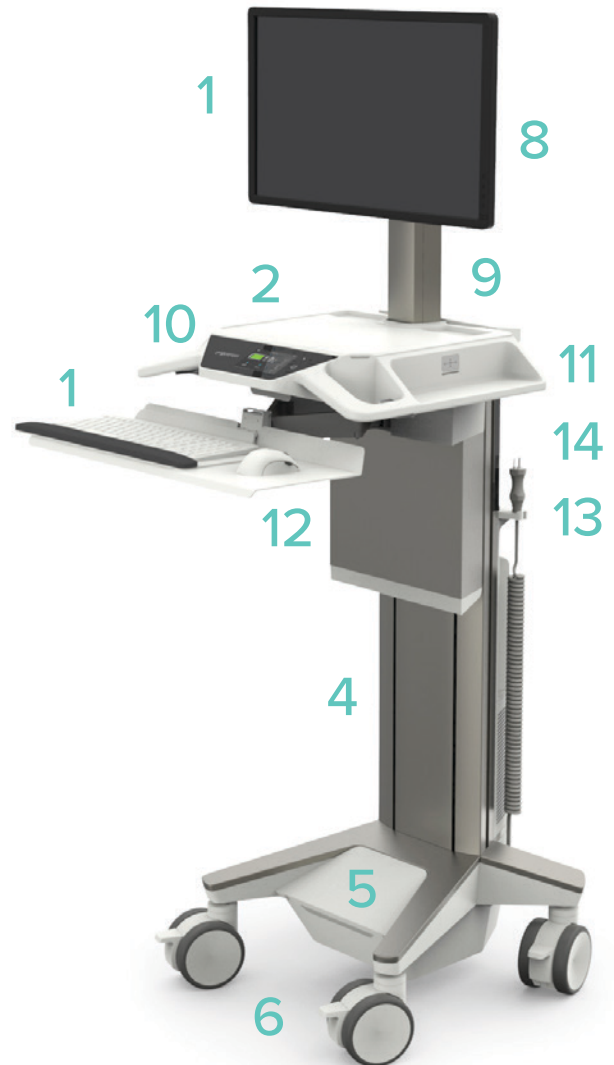
Typical Laptop Screen Size	≤ 15.6"
Lift	62.5 cm
Base Footprint Dimensions	48 x 37 cm

Part Number / Color


No Drawer C50-1100-0 / White & Warm Grey

Designed for untethered productivity, CareFit Pro helps relieve caregiver burnout and inspire meaningful patient experiences. It's highly customisable to adapt to specific workflows, so nurses can attend to patients, not technology. On-cart or hot swap battery options ensure a dependable, long-lasting charge so caregivers can say good-bye to power anxiety. Optional UVC keyboard disinfection, combined with a sleek, easy-to-clean design, creates a hygienic mobile workstation that enhances healing spaces.

- 1 180° pan for monitor and keyboard
- 2 Touchscreen user interface
- 3 High-capacity configurable drawer system can be added
- 4 Infinite brake mechanism enhances patented Constant Force™ technology for improved usability; electric lift also available
- 5 Integrated 320Wh LiFe battery
- 6 Durable, 12.7 cm dual-wheel casters
- 7 Optional LifeKinnex Power System (245Wh)
- 8 Cantilever monitor mount for focal depth adjustability and full access to worksurface
- 9 LED lighting located on the base, keyboard and worksurface for working in dark environments
- 10 Neutral-angle, dual-grip handle design for improved push/pull/lift ergonomics
- 11 Integrated 7-port USB hub for data and power
- 12 Technology enclosure
- 13 Enclosed cable management
- 14 Flex-platform accessory mounting system



Available 2021: CareFit Pro with multiple drawer configurations!





CareFit Pro Medical Cart

Typical LCD Size	Up to 27" or 9.1 kg
Lift	68.6 cm: 56 cm + 12.7 cm independent monitor lift
Worksurface Dimensions	35.6 x 40.6 cm, expandable to 35.6 x 58.4 cm
Base Footprint Dimensions	50.8 x 53.3 cm

Part Number / Color / Availability

Electric Lift Technology C52-22401-4 / White & Warm Grey / ANZ

Electric Lift Technology C52-2201-5 / White & Warm Grey / CN

Constant Force Lift Technology C52-1201-4 / White & Warm Grey / ANZ

Constant Force Lift Technology C52-1201-5 / White & Warm Grey / CN



Build Your CareFit Pro Cart: Accessories To Enhance Your Workflow



Direct Install T-Nut Kit
98-432



Wipes Holder
98-435



Document Holder
Replacement for standard cart
feature 98-433



Rear Document Holder
Replacement for standard cart
feature 98-434



Slotted Shelf
98-436



Worksurface Expansion Kit
98-437



Bin
98-438



Supply Tray
98-439

healthcare



Ergotron's StyleView medical carts and wall-mount workstations support care everywhere by using movement to enhance critical workflows and satisfaction for both caregivers and patients. Our customizable products are designed to create positive patient experiences and help exceed patient engagement objectives.

Through ergonomic designs and intuitive features, StyleView workstations adapt to the needs throughout a caregiver's shift, while responding to the unexpected.

Light-duty Documentation Carts



7
YEAR
WARRANTY

StyleView
S-Tablet Cart, SV10
for Microsoft Surface
SV10-1800-0



7
YEAR
WARRANTY

StyleView
Tablet Cart, SV10
SV10-1400-0



7
YEAR
WARRANTY

StyleView
Laptop Cart, SV10
SV10-1100-0



5
YEAR
WARRANTY

StyleView
Pole Cart
24-818-211

Point-of-care Documentation Carts

Choose monitor mount:

LCD arm
LCD pivot
Laptop

Choose non-powered
or powered:

Lithium Iron
Phosphate (LiFe)
Sealed lead acid (SLA)

Choose accessories:

Drawers
Additional storage
See pages 48–49

Add a certified service
program



5
YEAR
WARRANTY

StyleView
40 and 41 Series
Laptop version shown
Non-powered



5
YEAR
WARRANTY

StyleView 42 Series
LCD pivot version shown
Powered with
SLA or LiFe battery



5
YEAR
WARRANTY

StyleView 42
with Electric Lift
LCD pivot version shown
Powered with LiFe battery

Part numbers vary by country and power requirements.
Use our helpful finder tool at styleview.ergotron.com/finder

Compliant with
EN 60601-1

healthcare

5
YEAR
WARRANTY

Point-of-care Medication Delivery Carts & Telemedicine Carts

Choose monitor mount:

LCD arm

LCD pivot

Laptop

Choose non-powered
or powered:

Lithium Iron

Phosphate (LiFe)

Choose drawer
configuration

Choose accessories:

Additional storage

See page 48

Add a certified service
program



StyleView 43 Series
LCD arm version shown
Non-powered
Pre-configured with drawers



StyleView 44 Series
LCD pivot version shown
Powered with
LiFe battery
Pre-configured with drawers



StyleView Telemedicine
Accommodate your workflow of
cameras, monitors and equipment

Part numbers vary by country and power requirements.
Use our helpful finder tool at styleview.ergotron.com/finder

StyleView Carts

Typical LCD Size	LCD Arm ≤ 24"
Typical LCD Size	LCD Pivot ≤ 24"
Typical LCD Size	Laptop ≤ 17"
Lift	LCD Arm 68.6 cm
Lift	LCD Pivot 63.5 cm
Lift	Laptop 51 cm
Worksurface Dimensions	56.7 x 50.2 cm
Base Footprint Dimensions	43 x 53.3 cm

Part Number / Color
See website

	Certification Standard	Certification Mark	Grounded Plug & Outlet
Hong Kong/ Malaysia/ Singapore	IEC 60601-1	Not Applicable	United Kingdom BS 1363
China	IEC 60601-1	Not Applicable	GB2009-1 GB1002-1
Australia/ New Zealand	IEC 60601-1	C-Tick	Australian AS NZS 3112



LK
LiFeKinnex™

POWER LIFE-CHANGING CARE

- Safe battery chemistry
- Longer battery cycle life
- Quick charging time
- Easy to connect
- Simple attachment system

Alleviate power anxiety on medical carts with this innovative battery system designed to support multiple workflows, including hot swap or on-cart charging. The three-part system—battery, smart battery dock and optional external four-bay charger—minimises downtime by monitoring battery run-time with a LCD screen and using the unique magnetic connection feature for an easy swapping process.

Power Output	AC
Battery Type	Lithium-Iron Phosphate (LiFe)
Battery Capacity	245Wh
Charge Time	1.75 hours
Run Time	5–8 hours (typical load)
Battery Weight	6.7 lbs (3 kg)

Part Number / Availability

LiFeKinnex Battery 98-246

Battery not included with Smart Battery Dock & 4-Bay Charger

LiFeKinnex Smart Battery Dock 98-251 / SG, MY

LiFeKinnex Smart Battery Dock 98-253 / AU, NZ

LiFeKinnex Smart Battery Dock 98-255 / JP

Optional LiFeKinnex 4-Bay Charger 98-261 / SG, MY

Optional LiFeKinnex 4-Bay Charger 98-263 / AU, NZ

Optional LiFeKinnex 4-Bay Charger 98-265 / JP

Certification

UN/DOT 38.3, IEC 62133, WEEE, Conflict Minerals Act, REACH, RoHS



LiFeKinnex 4-Bay Charger (Desktop)

healthcare



CLOUD-BASED FLEET MANAGEMENT FOR MEDICAL CARTS

- Secure, web-based software application that monitors and manages your fleet of CareFit and StyleView carts
- Seamless and centralised fleet management provides comprehensive cart data to significantly reduce or eliminate cart downtime
- Monitoring helps improve battery life expectancy
- Provides real-time insight into usage patterns, drawer access, battery charge/life and more
- Software operates separately from patient records to reduce concerns with HIPPA compliance
- Easy to get, fast to implement



CAREFIT™

Low Profile Wall Enclosure



Space is in high-demand in healthcare environments. With the CareFit Enclosure, you have more room to provide the best patient care. The wall-mount workstation lets caregivers work comfortably sitting or standing in crowded patient rooms or hallways.

- The low-profile design stays close to the wall and folds when not in use to open up more space
- Lock code with up to 10 digits keeps patient data and technology secure
- Interchangeable laminate options let you customise the look to design stylish, healing spaces for your organisation





CareFit Enclosure

Typical LCD Size	24" See website
Lift	51 cm
Weight Capacity	≤ 23.5 10.7 kg

Part Number / Color / Availability

61-367-060 / Matte Black

61-367-030 / Snow White

Accessory / Part Number / Color / Availability

Laminate **98-419-891 / Walnut Heights**

Laminate **98-419-888 / Fonthill Pear**

Laminate **98-419-890 / Phantom Ecru**

Laminate **98-419-889 / Phantom Cocoa**

Laminate **98-419-887 / Wild Cherry**

Laminate **98-419-906 / Manitoba Maple**

Vertical Scanner Bracket **98-425-060 / Matte Black**

Vertical Scanner Bracket **98-425-030 / Snow White**

Horizontal Scanner Bracket **98-424-060 / Matte Black**

Horizontal Scanner Bracket **98-424-030 / Snow White**

*Enclosure available in black or white
with six woodgrain laminate options*



Walnut Heights



Fonthill Pear



Phantom Ecru



Phantom Cocoa



Wild Cherry



Manitoba Maple

StyleView Enclosures



StyleView VL Enclosure

Typical LCD Size	≤ 22" See website
Lift	23 cm
Weight Capacity	See website

Part Number / Color

60-595-062 / White

Build Your Styleview Cart: Accessories To Enhance Your Workflow



SV43/44 Envelope Drawer
97-853



SV Storage Bin
97-740



SV Scanner Shelf*
97-780-194



Universal CPU Holder*
80-105-064



SV Dual Monitor Kit*
98-030



Utility Shelf
97-507-216



Mini PC Mount*
80-107-200



Scanner Holder
97-543-207



SV Camera Shelf*
97-776-194



T-Slot Wipes Holder
98-450



SV Telemedicine Bin*
97-854



K-Slot Lock Kit
97-702



SV IV Pole Clamp Kit
97-632



SV 3-Function Caster
98-069



Pan Pivot Kit
97-650



SV Ethernet Side Cover
LCD 97-855
Laptop 97-856




SV Rear VESA Mount Kit
97-512-009



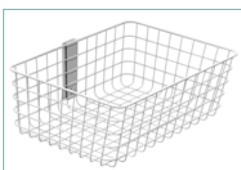
Large Utility Shelf
97-540-053



SV Front Tray
98-134



Storage Bin
97-926-064



SV Wire Basket Large
98-135-216



SV Tasklight
97-754-002



**SV Height-Adjustable Keyboard
Arm for SV LCD Carts**
97-827

*Displays, cameras and components shown are sold separately.

healthcare


Build Your Styleview Cart: Numerous Drawer Configurations



1 Drawer
1 primary, single



2 Drawers
1 primary, single
1 supplemental, single



4 Drawers
1 primary, triple
1 supplemental, single




6 Drawers
1 primary, triple
1 supplemental, triple



9 Drawers
1 primary, triple
2 supplemental, triple



3 Drawers
1 primary, single
2 supplemental, single



2 Drawers
1 primary, double



1 Tall Drawer
1 primary, single tall



2 Tall Drawers
1 primary, double tall



15 Drawers
1 primary, triple
4 supplemental, triple

Drawer Security >>>

Choose from manual key lock drawers or electronic locking drawer systems (with PINs) for secure and efficient non-controlled medication management, reducing the chance for errors. Supports pharmacy mode, allowing all drawers to be unlocked simultaneously.



Charging Cabinet



Slim storage for up to 12 tablets and Chromebooks: Zip12

Part Number / Color / Availability
DM12-1006* / Black & Silver / Not available in Japan





*StyleView Combo System
with Worksurface*

Typical LCD Size	≤ 24"
Lift	64 cm maximum
Weight Capacity	See website

Part Number / Color

Pan & Small CPU Holder & Wall Track
45-594-026 / Polished Aluminium & Black
Pan & Small CPU Holder & Wall Track
45-594-216 / White
Pan & Medium CPU Holder & Wall Track
45-595-026 / Polished Aluminium & Black
Pan & Medium CPU Holder & Wall Track
45-595-216 / White
Medium CPU Holder & Wall Track
Small CPU Holder & Wall Track



*StyleView Combo Arm
with Worksurface*

Typical LCD Size	≤ 24"
Lift	64 cm maximum
Weight Capacity	See website

Part Number / Color
(Wall Track not included)

Pan 45-583-026 / Polished Aluminium & Black
Pan 45-583-216 / White



StyleView Combo Arm

Typical LCD Size	≤ 24"
Lift	64 cm maximum
Weight Capacity	See website

Part Number / Color
(Wall Track not included)

45-266-026 / Polished Aluminium & Black
45-266-216 / White



StyleView Combo System

Typical LCD Size	≤ 24"
Lift	64 cm maximum
Weight Capacity	See website

Part Number / Color

Medium CPU Holder & Wall Track
45-271-026 / Polished Aluminium
Small CPU Holder & Wall Track
45-273-026 / Polished Aluminium
Medium CPU Holder & Wall Track 45-271-216 / White
Small CPU Holder & Wall Track 45-273-216 / White

healthcare



Neo-Flex Wall Mount Lift

Typical LCD Size	≤ 27"
Lift	12.7 cm
Weight Capacity	2.7–7.2 kg

Part Number / Color
60-577-195 / Black



LX, Neo-Flex & 200 Series Wall Mounts



Neo-Flex Dual Monitor Wall Mount & Keyboard Wall Mount

Typical LCD Size	≤ 24"
Lift	—
Weight Capacity	≤ 22.7 kg 11.3 kg per pivot Keyboard 2.3 kg

Part Number / Color
Monitor Mount 28-514-800 / Grey & Black
Keyboard Mount 45-403-062 / Grey



200 Series Combo Arm

Typical LCD Size	≤ 24"
Lift	13 cm
Weight Capacity	LCD 2.7–8.2 kg; keyboard, mouse & barcode scanner 2.3 kg

Part Number / Color
45-230-216 / White
45-230-200 / Black



LX Sit-Stand Wall Mount System

Typical LCD Size	≤ 42"
Lift	51 cm
Weight Capacity	≤ 3.2–11.3 kg

Part Number / Color
Medium CPU Holder 45-358-026 / Polished Aluminium
Small CPU Holder 45-359-026 / Polished Aluminium



LX Wall Mount System

Typical LCD Size	≤ 32"
Lift	33 cm
Weight Capacity	≤ 3.2–11.3 kg

Part Number / Color
Medium CPU Holder 45-247-026 / Polished Aluminium
Small CPU Holder 45-253-026 / Polished Aluminium
45-551-216 / White
White CPU Holder Ordered Separately
Thin Client Mount 80-107-216 / White
Small CPU Holder 80-063-216 / White
Vertical Universal CPU Holder 97-468-216 / White





StyleView Vertical Lifts



StyleView Sit-Stand Vertical Lift

Typical LCD Size	≤ 24"
Lift	45.7 cm
Weight Capacity	Patient Room 3.6–15 kg
Weight Capacity	High Traffic Area 2.3–13.6 kg

Part Number / Color

Patient Room 61-080-062 / White

Patient Room 61-080-085 / Black

High Traffic Area 61-081-062 / White

High Traffic Area 61-081-085 / Black



StyleView Vertical Lift

Typical LCD Size	≤ 24"
Lift	22.9 cm
Weight Capacity	Patient Room 3.6–15 kg
Weight Capacity	High Traffic Area 2.3–13.6 kg

Part Number / Color

Patient Room 60-609-216 / White

Patient Room 60-609-195 / Black

High Traffic Area 60-593-216 / White

High Traffic Area 60-593-195 / Black

Add-on Power For Non-Power Carts



SV LiFe Power Upgrade System

Power Output	AC
Battery Type	Lithium-Iron Phosphate (LiFe)
Battery Capacity	330Wh
Charge Time	2.5–3 hours
Run Time	Continuous

Part Number / Availability

97-893 / HK, MY, SG

Certification

System: UL/IEC 60601-1 / Battery: UL 2054/IEC 62133

charging systems

Durable

Harness the limitless potential of interactive, digital learning. Ergotron's professional-grade ChargeFit charging systems fit your changing technology, education spaces and ever-changing school days.

Flexible


Efficient

No two days are the same, so the flexible designs evolve with your lesson plans.

Innovative

As movement innovators, we've designed our ChargeFit systems to work with a variety of accessories and environments for you to decide where and how you want to ChargeFit.

CHARGEFIT™



charging carts

Featured

High-capacity

YES30 Basic	YES35	YES36	ZIP40 Charge
Budget friendly	Small footprint	Full size	
			
Not available in Japan	Available HK/SG/MY only 	Available HK/SG/MY only 	ZIP40 Charge & Manage also available 
Tablets, Chromebooks, iPads, laptops	Tablets, Chromebooks, iPads, laptops	Tablets, Chromebooks, iPads, laptops	Tablets, Chromebooks, iPads, laptops



Move easily from room to room with premium casters

Limited lifetime for the frame; 5 years for other mechanical components;
3 years for electrical components; 1 year for cables

CHARGEFIT

charging cabinets



Patented PowerShuttle technology:

The fastest charge for tablets and laptops

Continuous monitoring keeps circuit limits in check

In-rush protection helps avoid power spikes

Measured processing manages the current to devices

Safely charges devices up to 40% faster than round-robin systems

Wall	Desktop
ZIP12	ZIP12
Compact wall cabinet	Compact desk cabinet
 <p>Not available in Japan</p>	 <p>PS</p>
Tablets, smart phones, Chromebooks, iPads	Tablets, smart phones, Chromebooks, iPads







Charging cabinets save valuable education space

Limited lifetime for the frame; 5 years for other mechanical components; 3 years for electrical components; 1 year for cables





Our professional-grade ChargeFit designs combine durable construction with extensive testing to keep students, staff and devices safe.



Charge devices faster to power your digital classroom

Do more than just charge your classroom devices. With adjustable dividers, you have the flexibility to fit up to 40 tablets and Chromebooks or 30 full-size laptops for all of your learning needs. It ships fully assembled to give you more time to focus on what matters most—your students.

Explore our other education products

LearnFit™	WorkFit™ Elevate™	Neo-Flex™ MMC	Monitor Arms
Mobile desk for education	Height-adjustable wall desk	Mobile media cart	Flexible screen views
			

A photograph of three students in a classroom setting, working at a height-adjustable desk. A girl with glasses and a green shirt is pointing at a document, while a boy in a white shirt looks on. The desk is cluttered with papers, a calculator, a purple 'cool gear' water bottle, and a name tag that says 'Katie'. A circular logo with the word 'education' is overlaid on the top right of the image.

education

LEARNFIT™

Our LearnFit family of height-adjustable, mobile desks allows students, teachers and colleagues to break free from constraints that hinder creativity and success, so they can thrive as they learn and work. These kinetic environments drive collaboration across the entire school to support 21st century learning.

From supporting greater focus to building flexible classroom spaces to contributing to positive academic performance, LearnFit creates personalised learning experiences that set the foundation for a lifetime of well-being.



Take your teaching on the move: TeachWell™ Mobile Digital Workspace

Break away from your desk or podium with the TeachWell Mobile Digital Workspace. This compact hub stores all your technology on a height-adjustable platform that lets you choose how you instruct today's learners. Move from desk to desk or quiet corners to drive engagement and collaboration.

Lift	51 cm
Weight Capacity	See website
Worksurface Height	Minimum 81 cm
Worksurface Height	Maximum 132 cm
Worksurface Dimensions	79 x 53 cm
Base Footprint	73 x 53 cm

Part Number / Color
24-220-055 / Graphite Grey



Accessories:



Storage Bin
97-926-064



LearnFit Whiteboard Sit-Stand Desk

Infuse movement into the school day while helping support positive academic performance, collaboration and student well-being. The LearnFit Whiteboard Sit-Stand Desk's design makes it easy to move into different classroom configurations to match lesson plans, and the base offers space for fidgeting feet and comfortable placement.

Lift	40.6 cm
Weight Capacity	≤ 7 kg
Worksurface Height	73.7–114 cm
Worksurface Dimensions	61 x 56 cm
Base Footprint	61 x 56 cm

Part Number / Color
24-756-003 / White & Silver



LearnFit Sit-Stand Desk

Transform classrooms, conference rooms or common areas into active spaces with flexible seating using the LearnFit mobile desk.

Lift	40.6 cm
Weight Capacity	≤ 7 kg
Worksurface Height	Tall 88–129 cm
Worksurface Height	Short 73.7–114 cm
Worksurface Dimensions	61 x 56 cm
Base Footprint	61 x 56 cm

Part Number / Color
Sit-Stand Desk, Tall 24-481-003 / Grey & Silver
Sit-Stand Desk, Short 24-547-003 / Grey & Silver





We Don't Just Stand Behind Our Products. We Stand Behind You.

Ergotron's high-quality products are backed by specially trained support professionals and optional extended service programs that protect your business investment and enhance ongoing product performance for years to come.

AVAILABLE SERVICES:

- Installation and integration
- Next business day on-site service
- Preventive maintenance
- Extended warranties
- In-warranty and post-warranty repairs
- In-depth on-site product training
- Equipment audit and health check



Certified Service





Download additional resources at ergotron.com

APAC Sales:

Sydney, Australia / apaccustomerservice@ergotron.com

© Ergotron, Inc. revision 2020.10.14

Literature designed in the U.S.A. and printed in China. Content subject to change.

Ergotron devices are not intended to cure, treat, mitigate or prevent any disease.

Patent information available at www.ergotron.com/patents

870-01-021-EO